



MACHINE TOOLS EQUIPMENTS

060

AXIAL/RADIAL EINSTELLBARER WERKZEUGHALTER
MIT PRISMATISCHER SEITENKLEMMUNG

D

PORTAUTENSILE MODULARE CON REGOLAZIONE ASSIALE RADIALE
PORTAUTENSILI PRISMATICI, PRISMATICI PIATTI, A BARRETTA

I

MODULAR TOOLHOLDER WITH AXIAL/RADIAL ADJUSTMENT BOX ANGLE-PLATE,
FLAT BOX ANGLE - PLATE, BAR-TYPE TOOLHOLDER

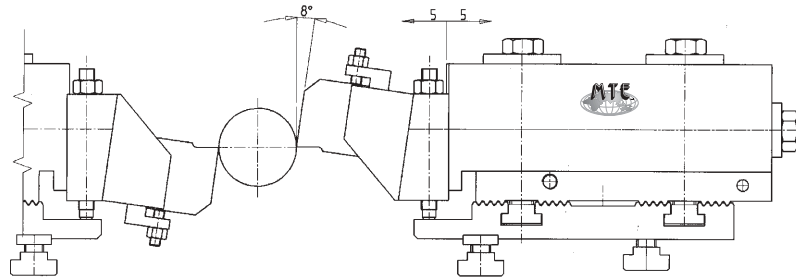
GB/USA

PORTE-OUTIL MODULAIRE A REGLAGE AXIAL RADIAL PORTE-OUTIL
PRISMATIQUE, PRISMATIQUE PLAT, A BARRE

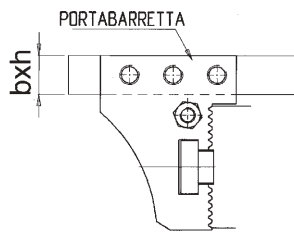
F

PORTAUTIL MODULAR CON REGULACION AXIAL RADIAL PORTAUTILES
PRISMATICOS, PRISMATICOS PLANOS, CON BARRA

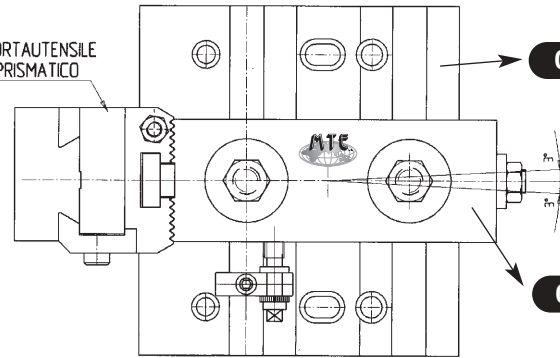
S



	<i>b</i> x <i>h</i>
060.20.26	16x16
060.20.27	20x20



PORTAUTENSILE
PRISMATICO



060.21

060.04

	<i>a</i>	<i>b</i>
060.20.40	10	40
060.20.28	8	28

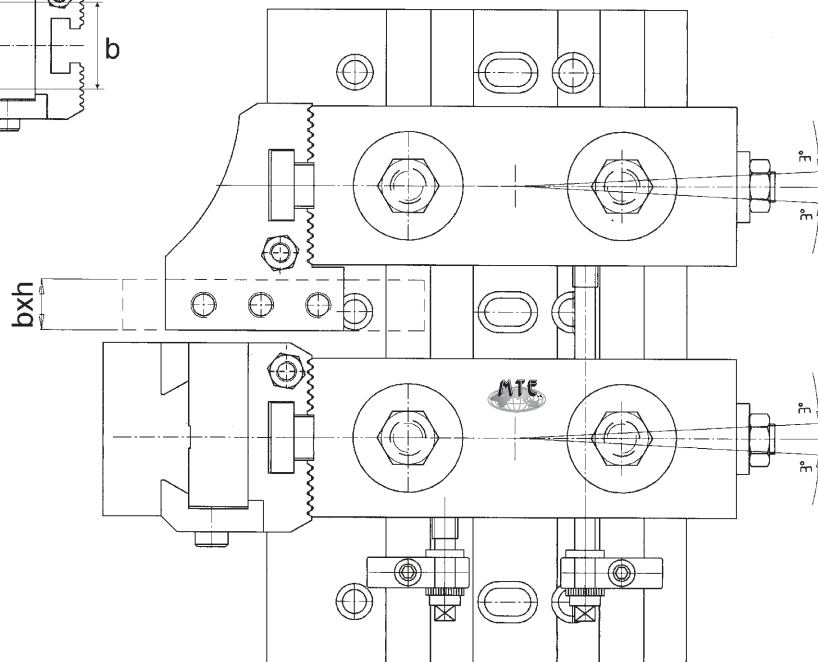
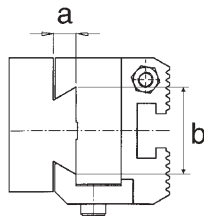


TABELLA PAGINA SEGUENTE

TABLE NEXT PAGE



MACHINE TOOLS EQUIPMENTS

060

AXIAL/RADIAL EINSTELLBARER WERKZEUGHALTER
MIT PRISMATISCHER SEITENKLEMMUNG

D

PORTAUTENSILE MODULARE CON REGOLAZIONE ASSIALE RADIALE
PORTAUTENSILI PRISMATICI, PRISMATICI PIATTI, A BARRETTA

I

MODULAR TOOLHOLDER WITH AXIAL/RADIAL ADJUSTMENT BOX ANGLE-PLATE,
FLAT BOX ANGLE - PLATE, BAR-TYPE TOOLHOLDER

GB/USA

PORTE-OUTIL MODULAIRE A REGLAGE AXIAL RADIAL PORTE-OUTIL
PRISMATIQUE, PRISMATIQUE PLAT, A BARRE

F

PORTAUTIL MODULAR CON REGULACION AXIAL RADIAL PORTAUTILES
PRISMATICOS, PRISMATICOS PLANOS, CON BARRA

S

A RICHIESTA ALTRE ATTREZZATURE/FURTHER EQUIPMENTS ON REQUEST

ARTICOLO ARTICLE	MACCHINA MACHINE	PRISMATICO L TOOL L	UTENSILE bxh TOOL bxh
---------------------	---------------------	------------------------	--------------------------

WICKMAN

060.10.00	5/8"	24.5	16x16-20x20
060.17.00	7/8" - 5 M	24.15-28-40-47.8	16x16-20x20-25x25
060.19.00	1" 3/4 - 5 M	24.15-28-40-47.8	16x16-20x20-25x25
060.20.00	1"	24.15-28-40-47.8	16x16-20x20-25x25
060.29.00	32 - 8	24.15-28-40-47.8	16x16-20x20-25x25
060.30.00	1" 3/4-3/8	24.15-28-40-47.8-50	16x16-20x20-25x25
060.38.00	1" 3/8 - 5 M	24.15-28-40-47.8	16x16-20x20-25x25
060.40.00	2" 1/4	24.15-28-40-47.8-50	16x16-20x20-25x25
060.41.00	2" 5/8	24.15-28-40-47.8-50	16x16-20x20-25x25
060.50.00	3" 1/2	24.15-28-40-47.8-50	16x16-20x20-25x25
060.58.00	3" 1/4	24.15-28-40-47.8-50	16x16-20x20-25x25

GILDEMEISTER

060.09.00	AS 12	24.5	16x16-20x20
060.11.00	AS 16 - GM 16	24.5	16x16-20x20
060.15.00	AS 20-GS 20-GM 20	24.15-28	16x16-20x20
060.18.00	AS 22 - AS 25	24.15-28-40-47.8	16x16-20x20-25x25
060.27.00	AA 32	24.15-28-40-47.8	16x16-20x20-25x25
060.31.00	AS 32	24.15-28-40-47.8	16x16-20x20-25x25
060.32.00	AS 40 - AS 48	24.15-28-40-47.8	16x16-20x20-25x25
060.36.00	AA 48	24.15-28-40-47.8	16x16-20x20-25x25
060.44.00	AS 55 - 67	28-40-50	16x16-20x20-25x25
060.47.00	GM 35 - GM 42	24.15-28-40-47.8	16x16-20x20-25x25
060.51.00	AA 67	28-40-50	16x16-20x20-25x25
060.56.00	GM 32	24.15-28-40-47.8	16x16-20x20-25x25
060.63.00	AS 63	24.15-28-40-47.8-50	16x16-20x20-25x25
060.69.00	GS 50 - 51	24.15-28-40-47.8-50	16x16-20x20-25x25
060.70.00	GM 26	24.15-28-40-47.8-50	16x16-20x20-25x25
060.82.00	AS 82	24.15-28-40-47.8-50	16x16-20x20-25x25
060.83.00	AS 100	24.15-28-40-47.8-50	16x16-20x20-25x25

MORI SAY - EUROTURN

060.14.00	6/20	24.15-28	16x16-20x20
060.24.00	6/25 - 6/32	24.15-28-40-47.8	16x16-20x20-25x25
060.28.00	6/42	24.15-28-40-47.8	16x16-20x20-25x25
060.53.00	8/32	24.15-28-40-47.8	16x16-20x20-25x25
060.67.00	8/42	24.15-28-40-47.8	16x16-20x20-25x25

INDEX

060.13.00	MS 25	28	16x16-20x20
060.34.00	KS 25	24.15-28-40-47.8	16x16-20x20-25x25
060.35.00	KS 42	24.15-28-40-47.8	16x16-20x20-25x25
060.60.00	KS 18	24.15-28-40-47.8	16x16-20x20-25x25
060.61.00	KS 32	24.15-28-40-47.8	16x16-20x20-25x25
060.62.00	KS 50	24.15-28-40-47.8	16x16-20x20-25x25

ARTICOLO ARTICLE	MACCHINA MACHINE	PRISMATICO L TOOL L	UTENSILE bxh TOOL bxh
---------------------	---------------------	------------------------	--------------------------

SCHÜTTE

060.08.00	SF 13	24.5	16x16-20x20
060.21.00	SE 16 - SF 20	24.15-28-40-47.8	16x16-20x20-25x25
060.22.00	SE 25	24.15-28-40-47.8	16x16-20x20-25x25
060.23.00	SF 40 - SF 42	24.15-28-40-47.8	16x16-20x20-25x25
060.33.00	SD 25 - SD 32	24.15-28-40-47.8	16x16-20x20-25x25
060.42.00	SD 50	28-40-50	16x16-20x20-25x25
060.43.00	SD 63 - SD 80	28-40-50	16x16-20x20-25x25
060.46.00	SF 26 - SF 32	24.15-28-40-47.8	16x16-20x20-25x25
060.48.00	AD 40	24.15-28-40-47.8	16x16-20x20-25x25
060.49.00	SF 51	24.15-28-40-47.8	16x16-20x20-25x25
060.54.00	SF 67	24.15-28-40-47.8	16x16-20x20-25x25
060.55.00	SF 26 L	24.15-28-40-47.8	16x16-20x20-25x25
060.73.00	AG 20	24.15-28-40-47.8	16x16-20x20-25x25
060.81.00	SF 81	24.15-28-40-47.8	16x16-20x20-25x25
060.84.00	AF 42/51	24.15-28-40-47.8	16x16-20x20-25x25
060.85.00	AF 26/32	24.15-28-40-47.8	16x16-20x20-25x25

PITTLER

060.25.00	PRB 8/25	24.15-28-40-47.8	16x16-20x20
060.26.00	PRB 8/32 - PRC 6/32	24.15-28-40-47.8	16x16-20x20-25x25
060.37.00	DAM 6/50	24.15-28-40-47.8	16x16-20x20-25x25
060.39.00	DAM 8/32	24.15-28-40-47.8	16x16-20x20-25x25
060.45.00	PRB 6/50 - PRC 6/50	24.15-28-40-47.8	16x16-20x20-25x25
060.52.00	PRB 36/6	24.15-28-40-47.8	16x16-20x20-25x25
060.64.00	PRC 36/6	24.15-28-40-47.8	16x16-20x20-25x25
060.65.00	DAM 6/32	24.15-28-40-47.8	16x16-20x20-25x25
060.71.00	PRC 100/4-72/6-50/8	24.15-28-40-47.8	16x16-20x20-25x25

BSA

060.59.00	2"	24.15-28-40-47.8	16x16-20x20-25x25
060.68.00	2" 1/4	24.15-28-40-47.8	16x16-20x20-25x25

ACME GRIDLEY

060.12.00	16 m/m	24.15-28-40-47.8	16x16-20x20-25x25
060.57.00	1" 1/4 - 6 M	24.15-28-40-47.8	16x16-20x20-25x25
060.74.00	1" 5/8	24.15-28-40-47.8	16x16-20x20-25x25

TOS / AN

060.88.00	6/25 A	24.15-28-40-47.8	16x16-20x20-25x25
060.89.00	6/40 A	24.15-28-40-47.8	16x16-20x20-25x25
060.90.00	6/63 A	24.15-28-40-47.8	16x16-20x20-25x25

A RICHIESTA PER ALTRI TIPI DI MACCHINA - ON REQUEST FOR OTHER TYPES OF MACHINE